



## FURNITURE & COMPLEMENTS

CATALOG  
CAT 01/2023



01 FLOWER POTS

02 TABLES & BENCHES

03 LOOK AT THE SKY DESIGN COLLECTION

# 01

## FLOWER POTS

<p>MOD. H.001</p>	<p>DIMENSIONS</p>	<p>MOD. H.001</p>	<p>DIMENSIONS</p>
<p>REF. 500 · 500 · 450</p>	<p>Width - 477 mm Length - 477 mm Height - 437 mm</p>	<p>REF. 500 · 500 · 1200</p>	<p>Width - 477 mm Length - 477 mm Height - 1 416 mm</p>
	<p>OPTIONALS</p> <p>Thermoplastic Pot</p> <p>Caster 4un</p>		<p>OPTIONALS</p> <p>Thermoplastic Pot</p> <p>Caster 4un</p>
<p>MOD. H.001</p>	<p>DIMENSIONS</p>		
<p>REF. 500 · 900 · 450</p>	<p>Width - 477 mm Length - 877 mm Height - 437 mm</p>		
	<p>OPTIONALS</p> <p>Thermoplastic Pot</p> <p>Caster 4un</p>		
<p>MOD. H.001</p>	<p>DIMENSIONS</p>		
<p>REF. 600 · 300 · 700</p>	<p>Width - 286 mm Length - 591 mm Height - 712 mm</p>		
	<p>OPTIONALS</p> <p>Thermoplastic Pot</p> <p>Caster 4un</p>		

NOTE: Thermoplastic Pots and Casters (4 units) are options.

# 02

## TABLES & BENCHES



Urban Table & Benches - Lisbon, Portugal



Urban Benches - Rio Maior, Portugal

NOTE: The value will depend on the project, on demand.



# 03

## LOOK AT THE SKY DESIGN COLLECTION



# 03

## LOOK AT THE SKY DESIGN COLLECTION

### LASD 001 INDIVIDUAL BENCH

#### MODEL

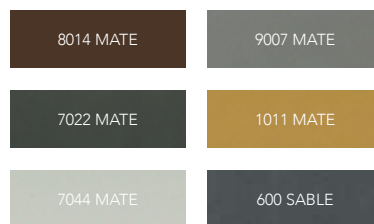


#### FINISHINGS

##### TECNODECK COLORS

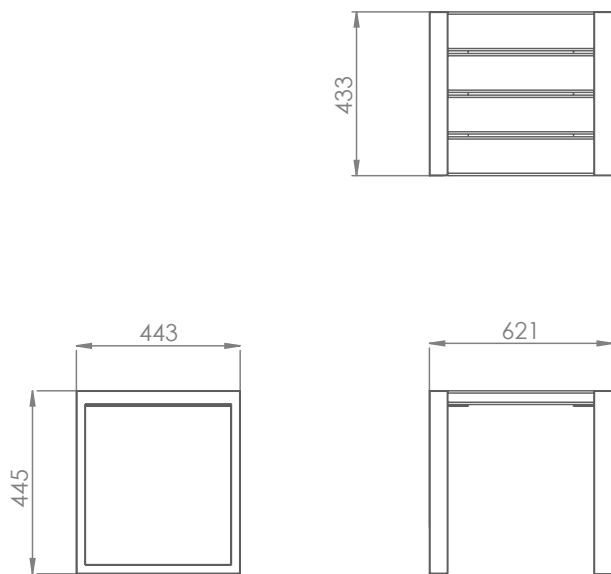


##### LACQUERING COLORS



\* The color are aproximate to the composite colors.

#### DIMENSIONS



#### TECHNICAL INFORMATION

STRUCTURES	
KG	7,5
POWDER COATING $\mu\text{m}$	50 ~ 60
$\mu\text{m}$ ZINCING	12 ~ 17
PACKING	400 x 450 x 80 (l x w x h)

BOX A - 420 x 350 x 315  
 BOX B - 1250 x 800 x 150  
 BOX C - 2000 x 450 x 1000  
 BOX D - 800 x 800 x 120

# 03

## LOOK AT THE SKY DESIGN COLLECTION


### LASD 002 | ARM CHAIR

#### MODEL

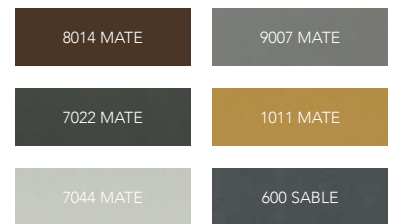


#### FINISHINGS

##### TECNODECK COLORS

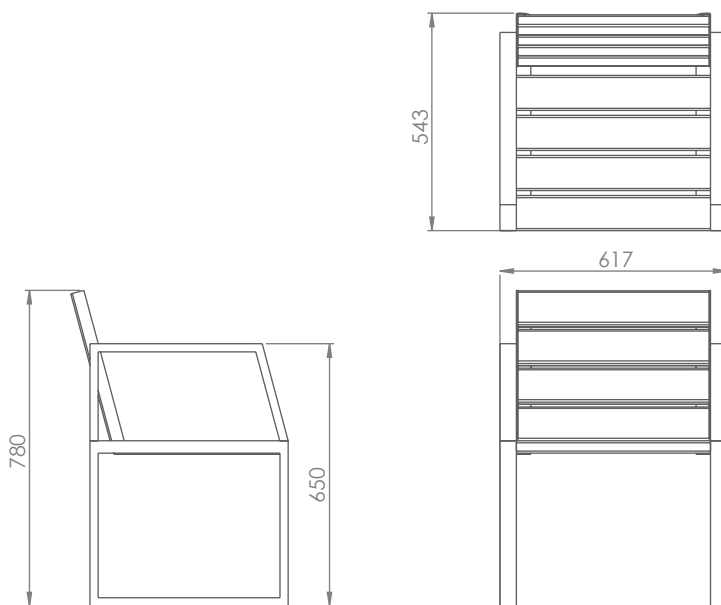


##### LACQUERING COLORS



\* The color are aproximate to the composite colors.

#### DIMENSIONS



#### TECHNICAL INFORMATION

##### STRUCTURES

KG	16,5
POWDER COATING $\mu\text{m}$	50 ~ 60
$\mu\text{m}$ ZINCING	12 ~ 17
PACKING	630 x 480 x 110 (l x w x h)

BOX A - 420 x 350 x 315  
 BOX B - 1250 x 800 x 150  
 BOX C - 2000 x 450 x 1000  
 BOX D - 800 x 800 x 120

# 03

## LOOK AT THE SKY DESIGN COLLECTION


### LASD 003 DINING TABLE

#### MODEL

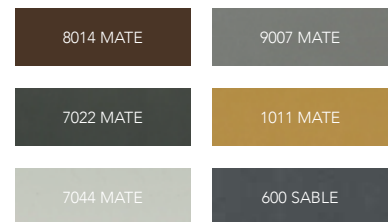


#### FINISHINGS

##### TECNODECK COLORS




##### LACQUERING COLORS



\* The color are aproximate to the composite colors.

#### DIMENSIONS



#### TECHNICAL INFORMATION

##### STRUCTURES

KG	44
POWDER COATING $\mu\text{m}$	50 ~ 60
$\mu\text{m}$ ZINCING	12 ~ 17
PACKING	1250 x 765 x 150 (l x w x h)

BOX A - 420 x 350 x 315  
 BOX B - 1250 x 800 x 150  
 BOX C - 2000 x 450 x 1000  
 BOX D - 800 x 800 x 120



# 03

## LOOK AT THE SKY DESIGN COLLECTION


### LASD 004 DOUBLE BENCH I

#### MODEL

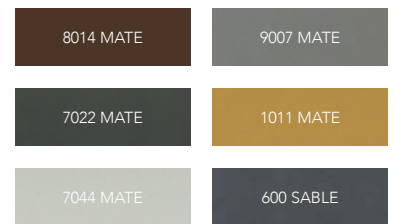


#### FINISHINGS

##### TECNODECK COLORS

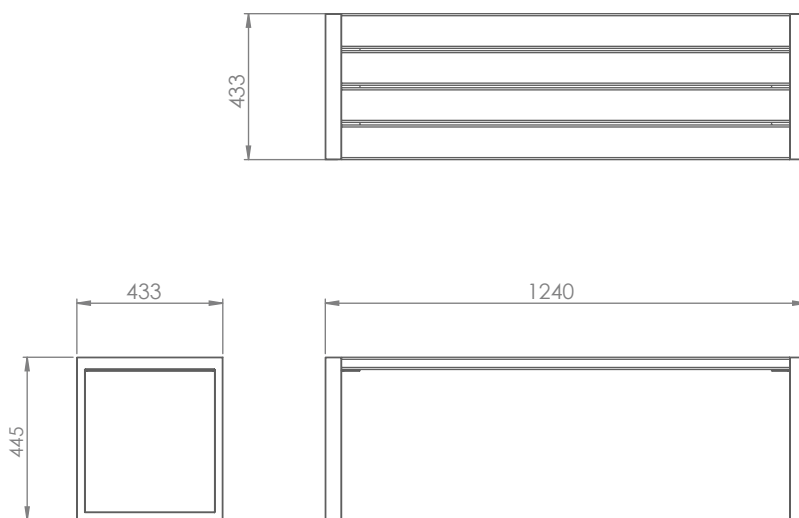


##### LACQUERING COLORS



\* The color are aproximate to the composite colors.

#### DIMENSIONS



#### TECHNICAL INFORMATION

##### STRUCTURES

KG	16,5
POWDER COATING $\mu\text{m}$	50 ~ 60
$\mu\text{m}$ ZINCING	12 ~ 17
PACKING	1100 x 425 x 75 (l x w x h)

BOX A - 420 x 350 x 315  
 BOX B - 1250 x 800 x 150  
 BOX C - 2000 x 450 x 1000  
 BOX D - 800 x 800 x 120

# 03

## LOOK AT THE SKY DESIGN COLLECTION


### LASD 005 DOUBLE CHAIR

#### MODEL

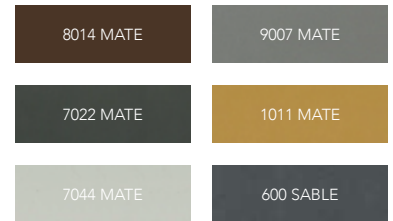


#### FINISHINGS

##### TECNODECK COLORS




##### LACQUERING COLORS



\* The color are aproximate to the composite colors.

#### DIMENSIONS



#### TECHNICAL INFORMATION

##### STRUCTURES

KG	40,5
POWDER COATING $\mu\text{m}$	50 ~ 60
$\mu\text{m}$ ZINCING	12 ~ 17
PACKING	1200 x 765 x 110 (l x w x h)

BOX A - 420 x 350 x 315  
 BOX B - 1250 x 800 x 150  
 BOX C - 2000 x 450 x 1000  
 BOX D - 800 x 800 x 120

# 03

## LOOK AT THE SKY DESIGN COLLECTION


### LASD 007 DOUBLE BENCH II

#### MODEL

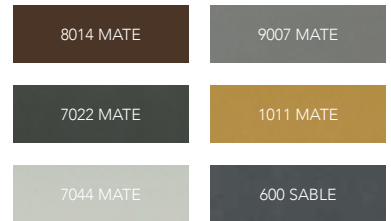


#### FINISHINGS

##### TECNODECK COLORS




##### LACQUERING COLORS



\* The color are aproximate to the composite colors.

#### DIMENSIONS



#### TECHNICAL INFORMATION

##### STRUCTURES

KG	28
POWDER COATING $\mu\text{m}$	50 ~ 60
$\mu\text{m}$ ZINCING	12 ~ 17
PACKING	1100 x 425 x 75 (l x w x h)

BOX A - 420 x 350 x 315  
BOX B - 1250 x 800 x 150  
BOX C - 2000 x 450 x 1000  
BOX D - 800 x 800 x 120

# 03

## LOOK AT THE SKY DESIGN COLLECTION


### LASD 008 COLUMN TABLE

#### MODEL

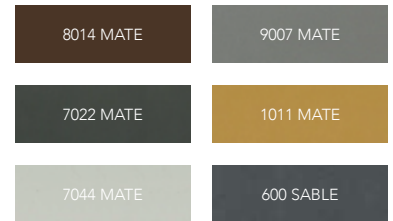


#### FINISHINGS

##### TECNODECK COLORS

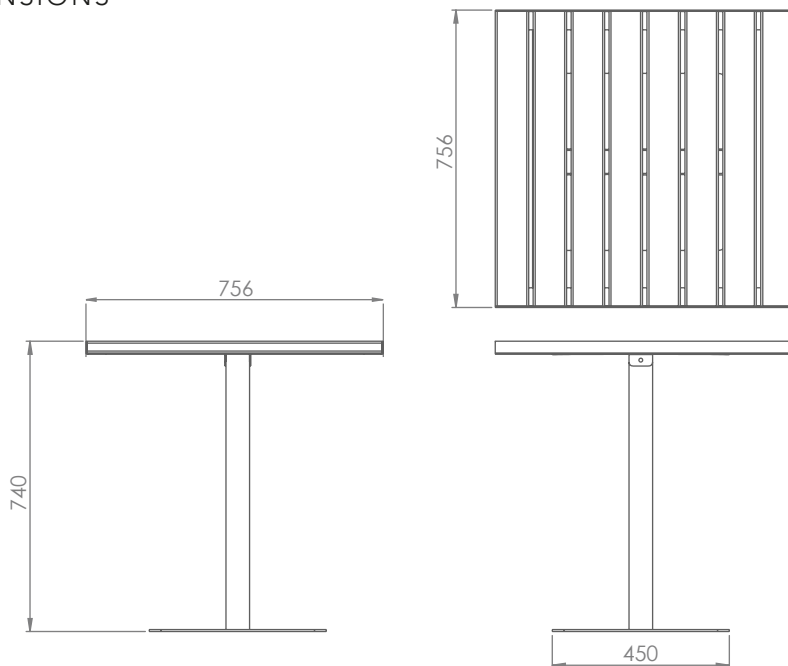


##### LACQUERING COLORS



\* The color are aproximate to the composite colors.

#### DIMENSIONS



#### TECHNICAL INFORMATION

##### STRUCTURES

KG	24,7
POWDER COATING $\mu\text{m}$	50 ~ 60
$\mu\text{m}$ ZINCING	12 ~ 17
PACKING	760 x 760 x 65 (l x w x h)

BOX A - 420 x 350 x 315  
 BOX B - 1250 x 800 x 150  
 BOX C - 2000 x 450 x 1000  
 BOX D - 800 x 800 x 120

# 03

## LOOK AT THE SKY DESIGN COLLECTION


### LASD 010 LOUNGE CHAIR

#### MODEL

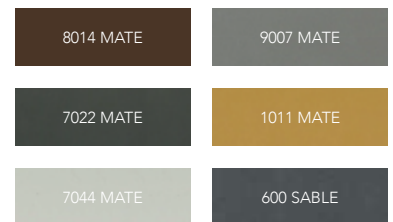


#### FINISHINGS

##### TECNODECK COLORS

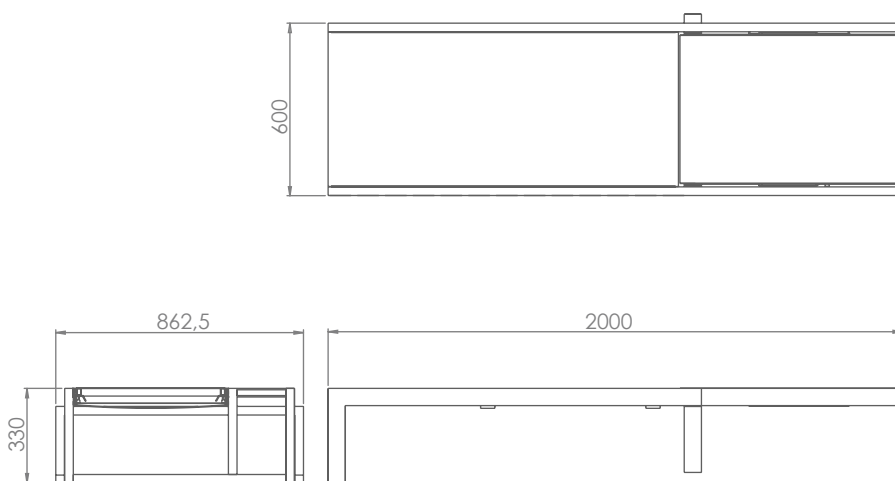


##### LACQUERING COLORS



\* The color are aproximate to the composite colors.

#### DIMENSIONS



#### TECHNICAL INFORMATION

ESTRUTURAS	
KG	26
POWDER COATING $\mu\text{m}$	50 ~ 60
$\mu\text{m}$ ZINCING	12 ~ 17
PACKING	2000 x 450 x 100 (l x w x h)

- BOX A - 420 x 350 x 315
- BOX B - 1250 x 800 x 150
- BOX C - 2000 x 450 x 1000
- BOX D - 800 x 800 x 120